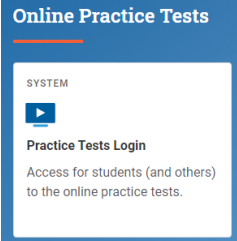

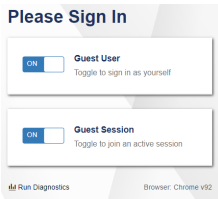
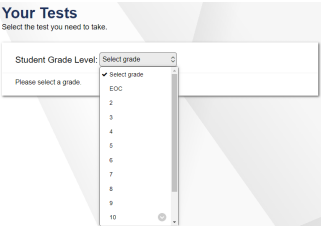
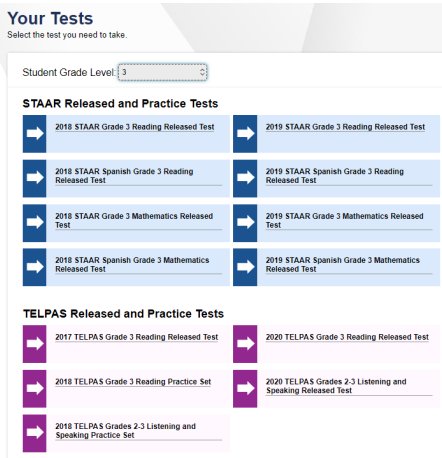


Guide to Cambium’s Practice Tests for STAAR & TELPAS

As of early August, online practice tests are available for most grades and subjects from 2017, 2018, 2019 & 2020.

Check back later for 2021 practice tests.

<p>Go to https://tx.portal.cambiumast.com/practice-tests.html scroll to the blue section entitled “Online Practice Tests.”</p> <p>Click the tile/card titled “Practice Tests Login.”</p> <p>Here’s an informal video tour you can preview before visiting the site!</p> 	<p>**Please note, if accessing via DISD Clever, you will access via the STAAR practice icon found within Clever.</p> 
<p>Sign in as a “Guest User” for a “Guest Session.” The toggles will default to ON.</p> <p>Click the green “Sign In” button on the screen.</p>	
<p>Choose the grade level or EOC assessment.</p>	
<p>A variety of practice tests from 2017, 2018, 2019 and 2020 will be available. Please note, the availability of practice tests differs based on selected grade and test.</p> <p>Select the preferred test.</p> <p>NOTE: 2021 items will be posted but may not be available at the beginning of the 2021-2022 school year.</p>	

Guide to Cambium's Practice Tests for STAAR & TELPAS

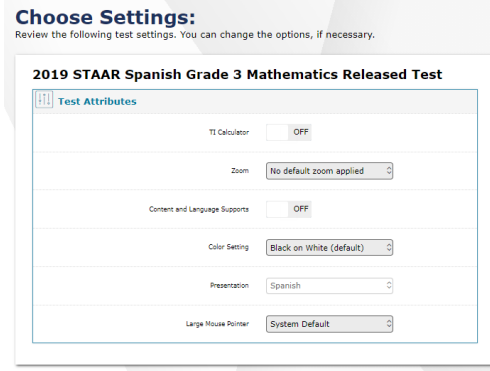
As of early August, online practice tests are available for most grades and subjects from 2017, 2018, 2019 & 2020.

Check back later for 2021 practice tests.

Select the desired settings for practice. These settings are grade- and subject-specific and will vary based on the test chosen on the prior screen.

After settings have been selected, click the green **"Select"** button on the screen.

TIP: Select all available options to learn how the designated supports and accessibility features function.



If audio or video supports, including text-to-speech, were selected on the **"Settings"** page, the user will see a screen to customize and confirm these settings.

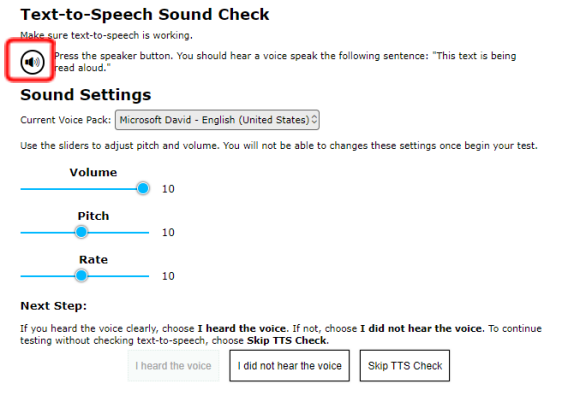
Click the speaker icon to confirm the settings prior to the start of each test.

When the settings are confirmed by the student, click the green **"I heard the voice"** button to continue.

Note: Students using text-to-speech will need headphones if practicing in a group setting.

Audio/Video Checks

Your test uses multi-media features. Please perform the following checks before continuing.



The user has an opportunity to review and change **"Test Settings."**

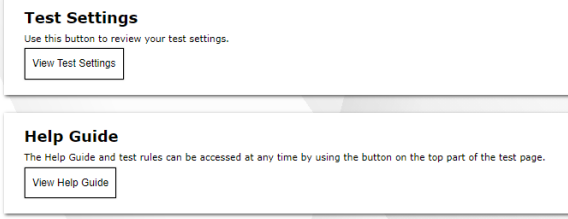
A **"Help Guide"** has detailed instructions for using the embedded tools.


Click the green **"Begin Test Now"** button on the screen.

Note: Some tools are grade- or subject-specific and all tools are not available in all grade levels or subjects.

Instructions and Help

You may select the question mark button to access this Help Guide at any time during your test.



Administrators, teachers and students should become familiar with the tools available on each item. For assistance, the user can return to the **"Help Guide"** during the test by clicking the **?** in the top menu bar. 



Guide to Cambium’s Practice Tests for STAAR & TELPAS

As of early August, online practice tests are available for most grades and subjects from 2017, 2018, 2019 & 2020.

Check back later for 2021 practice tests.



Click the “Next” button at the top of each screen to move to the next question.

Student responses are automatically saved, so there is no need to click the “Save” button.

The use of the pause button at the upper right is explained in the “Help Guide.”

When a response is complete for each test item, the “End Test” button will appear at the top of the screen.



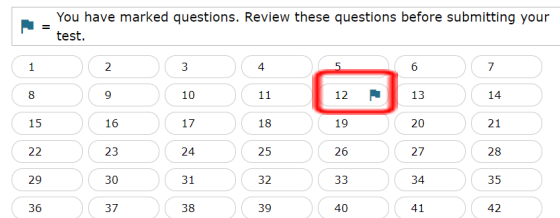
When “End Test” is selected, the student will have an opportunity to review any items. Items with no response will be marked with a triangle.



In the pictured example, item #12 is marked for review. The student can click this button to return to the item or can submit the test.

Congratulations, you reached the end of the test!

If you need to review your answers, select the question number you wish to review. A flag icon appears for any questions that you marked for review.



Next Step:

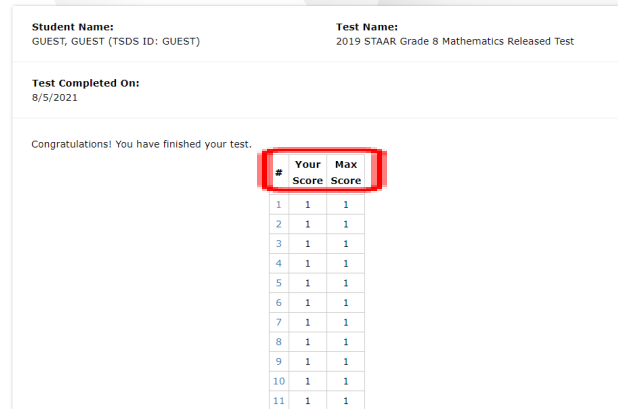
When you are done reviewing your answers, select **Submit Test**. You cannot change your answers after you submit the test.

When the student is ready to submit, the student will click the green “Submit Test” button at the bottom of the page.

For some assessment programs, including practice, the student may then see a screen that indicates correct/incorrect responses.

Your Results

Your test was submitted. You may review the test details below.



In this example, the “1” in the “Your Score” column matches the “Max Score” column, so the student responded correctly to these test items. This format may vary slightly depending on the assessment program.

This screen does not apply to all state assessment programs.

Guide to Cambium's Practice Tests for STAAR & TELPAS

As of early August, online practice tests are available for most grades and subjects from 2017, 2018, 2019 & 2020.

Check back later for 2021 practice tests.